

SIRIUS SOFT STARTER, SIZE S3, 106A, 55KW/400V, 40 DEGREES, 200-480V AC, 110-230V AC/DC, SCREW TERMINALS



## General technical data

<b>product brandname</b>		SIRIUS
<ul style="list-style-type: none"> <li>• Product equipment Integrated bypass contact system</li> </ul>		Yes
<ul style="list-style-type: none"> <li>• Product feature Thyristors</li> </ul>		Yes
<b>Product function</b>		
<ul style="list-style-type: none"> <li>• Intrinsic device protection</li> </ul>		No
<ul style="list-style-type: none"> <li>• motor overload protection</li> </ul>		No
<ul style="list-style-type: none"> <li>• Evaluation of thermistor motor protection</li> </ul>		No
<ul style="list-style-type: none"> <li>• External reset</li> </ul>		No
<ul style="list-style-type: none"> <li>• Adjustable current limitation</li> </ul>		No
<ul style="list-style-type: none"> <li>• Inside-delta circuit</li> </ul>		No
<b>Product component Motor brake output</b>		No
<b>Equipment marking acc. to DIN EN 61346-2</b>		Q
<b>Equipment marking acc. to DIN 40719 extended according to IEC 204-2 acc. to IEC 750</b>		G

## Power Electronics

<b>Product designation</b>		Soft starter
----------------------------	--	--------------

<b>Operating current</b>		
• at 40 °C rated value	A	106
• at 50 °C rated value	A	98
• at 60 °C rated value	A	90
<b>Mechanical power output for three-phase motors</b>		
• at 230 V		
— at standard circuit at 40 °C rated value	W	30 000
• at 400 V		
— at standard circuit at 40 °C rated value	W	55 000
<b>Yielded mechanical performance [hp] for three-phase AC motor at 200/208 V at standard circuit at 50 °C rated value</b>	hp	30
<b>Operating frequency rated value</b>	Hz	50 ... 60
<b>Relative negative tolerance of the operating frequency</b>	%	-10
<b>Relative positive tolerance of the operating frequency</b>	%	10
<b>Operating voltage at standard circuit rated value</b>	V	200 ... 480
<b>Relative negative tolerance of the operating voltage at standard circuit</b>	%	-15
<b>Relative positive tolerance of the operating voltage at standard circuit</b>	%	10
<b>Minimum load [% of IM]</b>	%	10
<b>Continuous operating current [% of I<sub>e</sub>] at 40 °C</b>	%	115
<b>Power loss [W] at operating current at 40 °C during operation typical</b>	W	21

<b>Control electronics</b>		
<b>Type of voltage of the control supply voltage</b>		AC/DC
<b>Control supply voltage frequency 1 rated value</b>	Hz	50
<b>Control supply voltage frequency 2 rated value</b>	Hz	60
<b>Relative negative tolerance of the control supply voltage frequency</b>	%	-10
<b>Relative positive tolerance of the control supply voltage frequency</b>	%	10
<b>Control supply voltage 1 at AC at 50 Hz</b>	V	110 ... 230
<b>Control supply voltage 1 at AC at 60 Hz</b>	V	110 ... 230
<b>Relative negative tolerance of the control supply voltage at AC at 60 Hz</b>	%	-15
<b>Relative positive tolerance of the control supply voltage at AC at 60 Hz</b>	%	10
<b>Control supply voltage 1 at DC</b>	V	110 ... 230
<b>Relative negative tolerance of the control supply voltage at DC</b>	%	-15
<b>Relative positive tolerance of the control supply voltage at DC</b>	%	10

Display version for fault signal		red
----------------------------------	--	-----

### Mechanical data

Size of engine control device		S3
Width	mm	70
Height	mm	170
Depth	mm	190
Mounting type		screw and snap-on mounting
Mounting position		With vertical mounting surface +/-10° rotatable, with vertical mounting surface +/- 10° tiltable to the front and back
Required spacing with side-by-side mounting		
• upwards	mm	60
• at the side	mm	30
• downwards	mm	40
Wire length maximum	m	300
Number of poles for main current circuit		3

### Connections/Terminals

Type of electrical connection		
• for main current circuit		screw-type terminals
• for auxiliary and control current circuit		screw-type terminals
Number of NC contacts for auxiliary contacts		0
Number of NO contacts for auxiliary contacts		1
Number of CO contacts for auxiliary contacts		0
Type of connectable conductor cross-sections for main contacts for box terminal using the front clamping point		
• solid		2x (2.5 ... 16 mm <sup>2</sup> )
• finely stranded with core end processing		2.5 ... 35 mm <sup>2</sup>
• stranded		4 ... 70 mm <sup>2</sup>
Type of connectable conductor cross-sections for main contacts for box terminal using the back clamping point		
• solid		2x (2.5 ... 16 mm <sup>2</sup> )
• finely stranded with core end processing		2.5 ... 50 mm <sup>2</sup>
• stranded		10 ... 70 mm <sup>2</sup>
Type of connectable conductor cross-sections for main contacts for box terminal using both clamping points		
• solid		2x (2.5 ... 16 mm <sup>2</sup> )
• finely stranded with core end processing		2x (2.5 ... 35 mm <sup>2</sup> )
• stranded		2x (10 ... 50 mm <sup>2</sup> )
Type of connectable conductor cross-sections at AWG conductors for main contacts for box terminal		

<ul style="list-style-type: none"> <li>• using the back clamping point</li> <li>• using the front clamping point</li> <li>• using both clamping points</li> </ul>		10 ... 2/0 10 ... 2/0 2x (10 ... 1/0)
<b>Type of connectable conductor cross-sections for DIN cable lug for main contacts</b> <ul style="list-style-type: none"> <li>• finely stranded</li> <li>• stranded</li> </ul>		2 x (10 ... 50 mm <sup>2</sup> ) 2x (10 ... 70 mm <sup>2</sup> )
<b>Type of connectable conductor cross-sections for auxiliary contacts</b> <ul style="list-style-type: none"> <li>• solid</li> <li>• finely stranded with core end processing</li> </ul>		2x (0.5 ... 2.5 mm <sup>2</sup> ) 2x (0.5 ... 1.5 mm <sup>2</sup> )
<b>Type of connectable conductor cross-sections at AWG conductors</b> <ul style="list-style-type: none"> <li>• for main contacts</li> <li>• for auxiliary contacts</li> </ul>		2x (7 ... 1/0) 2x (20 ... 14)

### Ambient conditions

<b>Installation altitude at height above sea level</b>	m	5 000
<b>Environmental category</b> <ul style="list-style-type: none"> <li>• during transport acc. to IEC 60721</li> <li>• during storage acc. to IEC 60721</li> <li>• during operation acc. to IEC 60721</li> </ul>		3K6 (no formation of ice, no condensation), 3C3 (no salt mist), 3S2 (sand must not get into the devices), 3M6 3K6 (no formation of ice, no condensation), 3C3 (no salt mist), 3S2 (sand must not get into the devices), 3M6 3K6 (no formation of ice, no condensation), 3C3 (no salt mist), 3S2 (sand must not get into the devices), 3M6
<b>Ambient temperature</b> <ul style="list-style-type: none"> <li>• during operation</li> <li>• during storage</li> </ul>	°C °C	-25 ... +60 -40 ... +80
<b>Derating temperature</b>	°C	40
<b>Protection class IP</b>		IP00

### Certificates/approvals

General Product Approval	EMC	Declaration of Conformity
--------------------------	-----	---------------------------



Test Certificates	other	Railway
-------------------	-------	---------

[Type Test Certificates/Test Report](#)

[Miscellaneous](#)

[Environmental Confirmations](#)

[Confirmation](#)

[Vibration and Shock](#)

### UL/CSA ratings

<b>Yielded mechanical performance [hp] for three-phase AC motor</b>		
<ul style="list-style-type: none"> <li>at 220/230 V <ul style="list-style-type: none"> <li>at standard circuit at 50 °C rated value</li> </ul> </li> <li>at 460/480 V <ul style="list-style-type: none"> <li>at standard circuit at 50 °C rated value</li> </ul> </li> </ul>	hp	30
	hp	75
<b>Contact rating of auxiliary contacts according to UL</b>		B300 / R300

### Further information

**Simulation Tool for Soft Starters (STS)**

<https://support.industry.siemens.com/cs/ww/en/view/101494917>

**Information- and Downloadcenter (Catalogs, Brochures,...)**

<http://www.siemens.com/industrial-controls/catalogs>

**Industry Mall (Online ordering system)**

<https://mall.industry.siemens.com/mall/en/en/Catalog/product?mlfb=3RW3047-1BB14>

**Cax online generator**


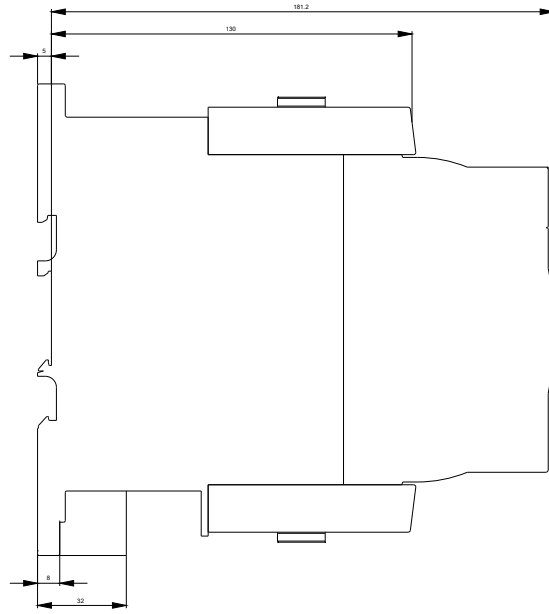
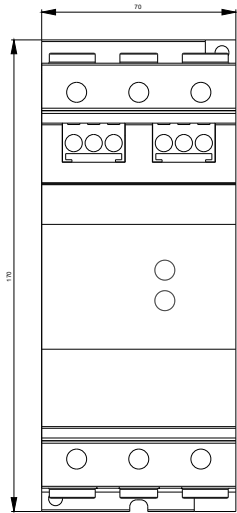
<http://support.automation.siemens.com/WW/CAXorder/default.aspx?lang=en&mlfb=3RW3047-1BB14>

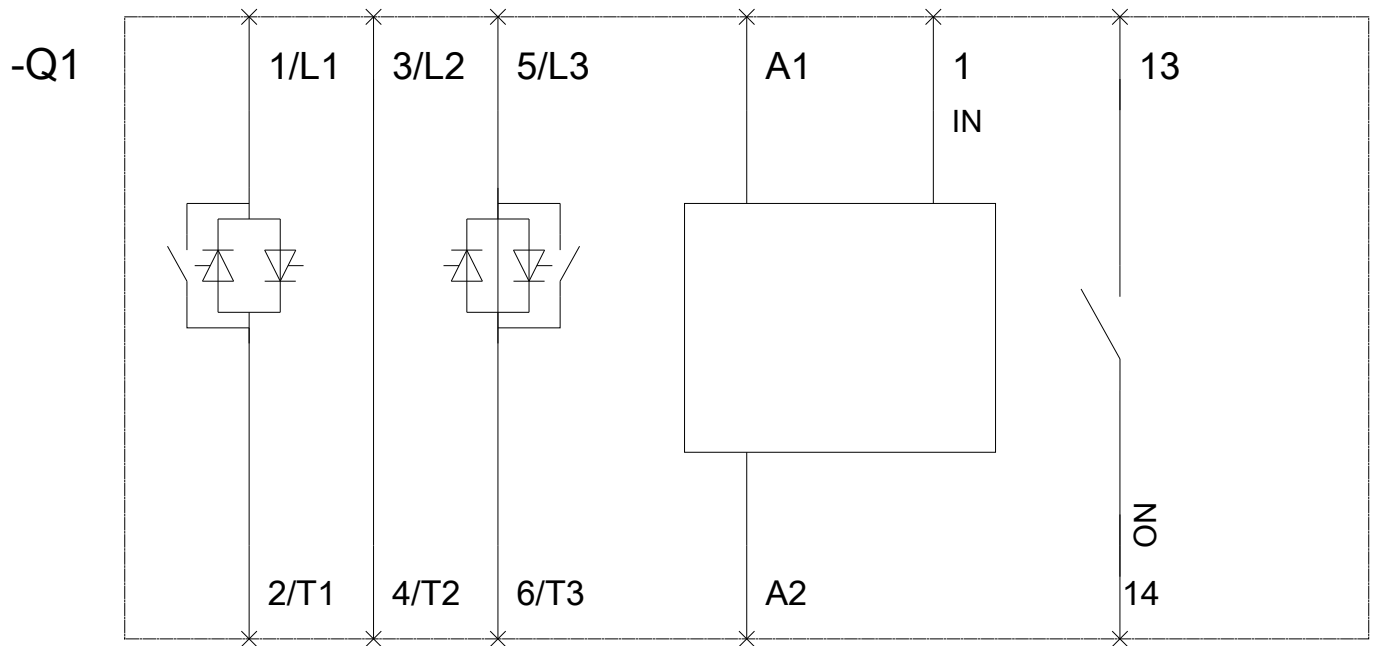
**Service&Support (Manuals, Certificates, Characteristics, FAQs,...)**

<https://support.industry.siemens.com/cs/ww/en/ps/3RW3047-1BB14>

**Image database (product images, 2D dimension drawings, 3D models, device circuit diagrams, EPLAN macros, ...)**

[http://www.automation.siemens.com/bilddb/cax\\_de.aspx?mlfb=3RW3047-1BB14&lang=en](http://www.automation.siemens.com/bilddb/cax_de.aspx?mlfb=3RW3047-1BB14&lang=en)





last modified:

07/20/2017